How to backup and restore configuration using USB flash drive

Involved material

- V5 controller or V5lite controller
- USB flash drive

USB configuration BACKUP

Follow these steps to perform a configuration backup using a USB pendrive:

1. Switch the controller on
2. Change to a user which has rights to use the USB
    a. ADMIN user should be OK. Default password is '12345'
3. Go to CONFIGURE
4. Press B/R Config button

5. Press Save Button
6. Confirm saving file

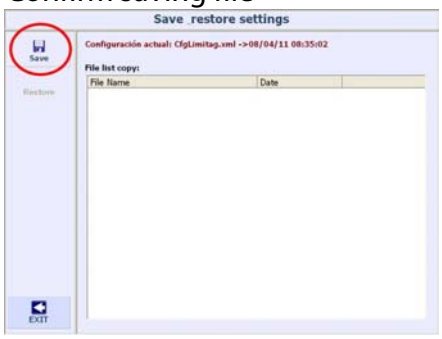

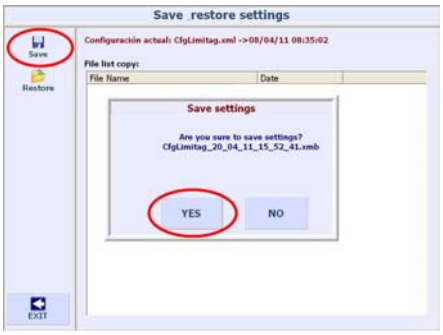

7. Exit to main screen

Your configuration is saved to the USB flash drive. You will find in the root directory of your USB flash drive an .XMB file with the name like this:

CFGLimitag_(…)_.xmb

USB configuration RESTORE

Follow these steps to perform a configuration restore using a USB pendrive:

1. Switch the controller on
2. Change to a user which has rights to use the USB
   a. ADMIN user should be OK. Default password is '12345'

3. Go to CONFIGURE

4. Press B/R Config button

5. You will find on the screen a list of the configuration backup files found in your USB flash drive.

6. Select the desired file and press the RESTORE button

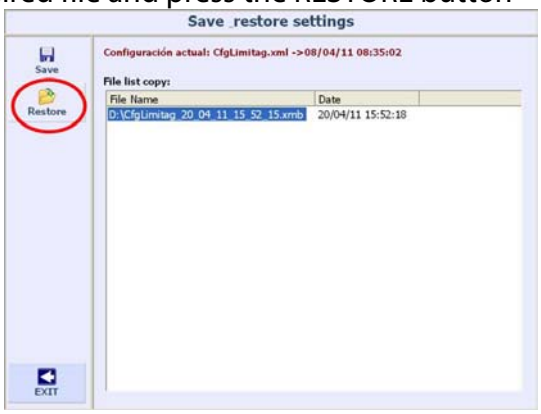

7. After accepting the new configuration the system will perform a quick reset and your settings will be updated with the new configuration

When restoring settings from older firmware versions, each setting specific to the new firmware will remain the same.

When restoring settings from newer firmware versions, each setting specific to the new firmware version will remain unused.